


CleanFLOW™ SB7F ball valves are forged versions of our popular SB7 and engineered to be a true process piping component to specifically meet the demanding processes found in the pharmaceutical industries. The "Tube-ID" port opening is dimensionally identical to the adjacent tubing to comply with ASME-BPE guidelines. The SB7F features controlled delta ferrite chemistry.

SERIES SB7F DESIGN FEATURES

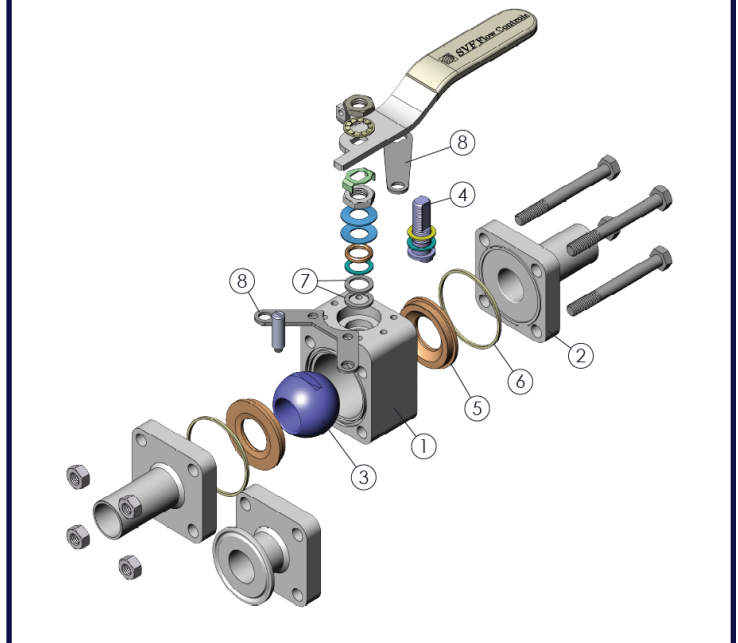
- ✓ ASME-BPE compliant
- ✓ Standard interior finish is 20Ra or better
- ✓ Cavity filled seat option available
- ✓ Exclusive "Fine Adjust" handle for precise positioning on sizes 1/2" ~ 2"
- ✓ Drainable design with "Tube-ID" dimensions
- ✓ Integral ISO 5211 mounting pad for easy actuation
- ✓ Chevron (V-Ring) Stem Seals assures low friction and leak tight performance (Sizes 2-1/2" ~ 4" only)
- ✓ Encapsulated body seals to facilitate welding without disassembly
- ✓ End connections include Tri-Clamp and Extended Tube O.D.
- ✓ Standard TFM1600™ seat material complies with 21 CFR 177.1550
- ✓ Controlled delta ferrite chemistry



The Series SB7F Ball Valve is available with additional options. Contact SVF for more information.

MATERIALS OF CONSTRUCTION

ITEM #	DESCRIPTION	MATERIALS SPECIFICATIONS (Additional options available)
1	Body	316L Stainless Steel (ASTM A182-F)
2	End Connector	316L Stainless Steel (ASTM A182-F)
3	Ball	316L Stainless Steel (ASTM A182-F)
4	Stem	316L Stainless Steel (ASTM A276-316L)
5	Seat	TFM1600™
6	Body Seal	TFM1600™
7	Stem Seal	TFM1600™
8	Locking Device (Optional)	304 Stainless Steel



SPECIFICATION STANDARDS OF COMPLIANCE

SVF Series SB7F Ball Valves are available in designs that meet the following Industry Standards:

- ANSI
- ASME
- API
- DIN
- ISO
- MSS
- BPE
- NACE
- ASTM

Contact SVF for specific applications

There are no elastomers used for any of the components on the SB7F valves.

Only TFM is used for seats and seals.

What do you need today?™

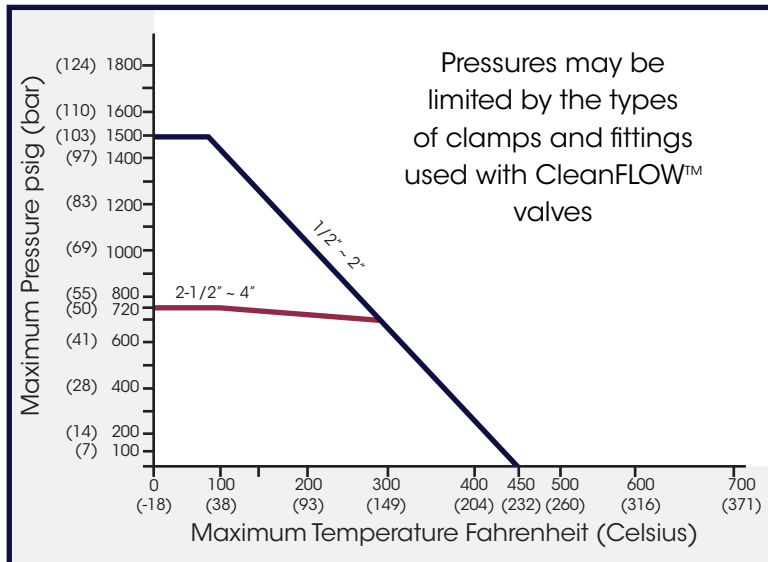
HIGH PURITY
CleanFLOW™

PRO-SPEC
PROCESS SPECIFIC

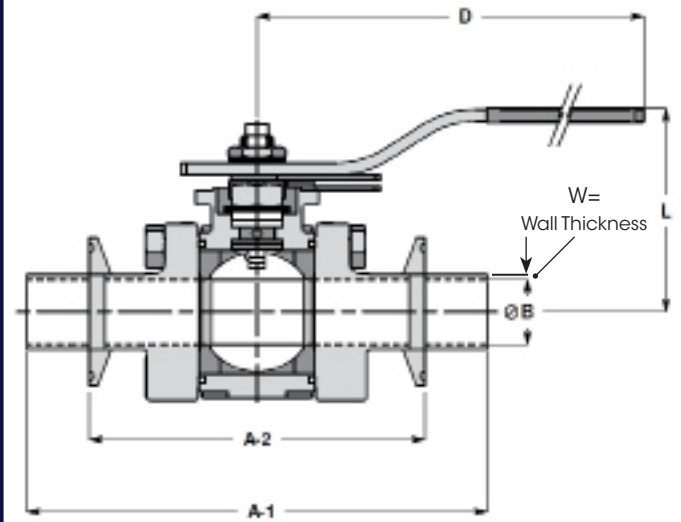
QUALITY FLOWS
THROUGH US

DIMENSIONS, WEIGHT, Cv, TORQUE

Size	A-1		A-2		B		D		L		W		Weight		Cv	Torque*	
	in.	mm	in.	mm	in.	mm	in.	mm	in.	mm	in.	mm	lbs	kg		in-lbf	Nm
1/2"	5.50	140	3.50	89	0.37	9	5	114	2.22	56	0.065	1.7	2	0.9	8	60	7
3/4"	6.00	152	4.00	102	0.62	16	5	114	2.28	58	0.065	1.7	2	0.9	29	60	7
1"	6.50	165	4.50	114	0.87	22	6	146	2.56	65	0.065	1.7	4	1.8	66	100	11
1-1/2"	7.50	191	5.50	140	1.37	35	7	178	3.09	78	0.065	1.7	8	3.6	192	200	23
2"	8.00	203	6.25	159	1.87	47	7	178	3.45	88	0.065	1.7	13	5.9	434	250	28
2-1/2"	9.50	241	6.75	171	2.37	60	10	254	5.35	136	0.065	1.7	20	9.2	723	450	51
3"	10.50	267	7.00	178	2.87	73	14	348	6.55	166	0.065	1.7	37	16.8	1124	1300	147
4"	12.50	318	8.50	216	3.83	97	22	559	7.14	181	0.083	2.1	53	24.0	2100	1400	158

SB7F - PRESSURE/TEMPERATURE CHART


* At full differential pressure for clean fluids with TFM1600™ Non-Cavity Filled Seats


HOW TO ORDER SERIES SB7F BALL VALVES

Please refer to the next page for our comprehensive How to Order Guide for Series SB7F Ball Valves.

Ordering Code Sequence (Columns 1 thru 11)

1	2	3	4	5	6
SERIES	BODY	ENDS	BALL	STEM	SEAT MATERIAL
SB7F	6 = 316L Forged Stainless Steel ASTM A182-F	6 = 316L Forged Stainless Steel ASTM A182-F	6 = 316L Forged Stainless Steel ASTM A182-F	6 = 316L Barstock Stainless Steel ASTM A276-316L	A = TFM1600™ Q = TFM1600™ Cavity Filled
7	8	9	10	11	
BODY SEAL	END CONNECTIONS	VALVE SIZE	OPTIONS*	SPECIAL SERVICES*	
A = TFM1600™	TR0 = Tri-Clamp Ends ETO = Extended Tube-OD Ends JAH = Extended Tube-OD End X Tri-Clamp End (Extended Tube-OD End is under the handle on manual valves)	005 = 1/2" 007 = 3/4" 010 = 1" 015 = 1-1/2" 020 = 2" 025 = 2-1/2" 030 = 3" 040 = 4"	00 = Standard Lever Handle OH = Oval Handle LK = Locking Device SX = ISO Stem Extension AA = Oval Handle & Locking Device AC = Locking Device & Anti-Static Device AG = ISO Stem Extension & Locking Device JA = Oval Handle, ISO Stem Extension & Locking Device JB = Oval Handle, ISO Stem Extension & Anti-Static Device JE = Locking Device, ISO Stem Extension & Anti-Static Device	00 = None XC = Oxygen Cleaned EP = Electropolished SB = 10Ra ID Finish AB = Electropolished & 10Ra ID Finish AD = Oxygen Cleaned & Electropolished JB = Electropolished, Oxygen Cleaned & 10Ra ID Finish	

Order Example: (SB7F6666AATR00050000) The Part Number will contain 20 digits.

Ordering Code Sequence >>	1	2	3	4	5	6	7	8	9	10	11
Sample Part Number >>	SB7F	6	6	6	6	A	A	TR0	005	00	00
	Valve Series	Body Material	End Material	Ball	Stem	Seat Material	Seal Material	End Connections	Valve Size	Options*	Special Services*

* Not all Options or Special Services available on all ball valves. Consult SVF for additional information.